

wallspaceTM

for workspace

RAWTM

wallspaceTM

WallSpaceTM is a multifunctional walling system that adapts quickly to provide a backdrop where stories, spaces and artwork to come alive.

It is a tool for architects and designers to optimize workspaces, galleries and exhibition stands.

The panels are modular, cost effective, simple to use and easy to install.

Beyond its lightweight freestanding modularity, this system also has acoustic and screening capabilities.

We see these as the essential building blocks for great spaces to come.

rethink open space



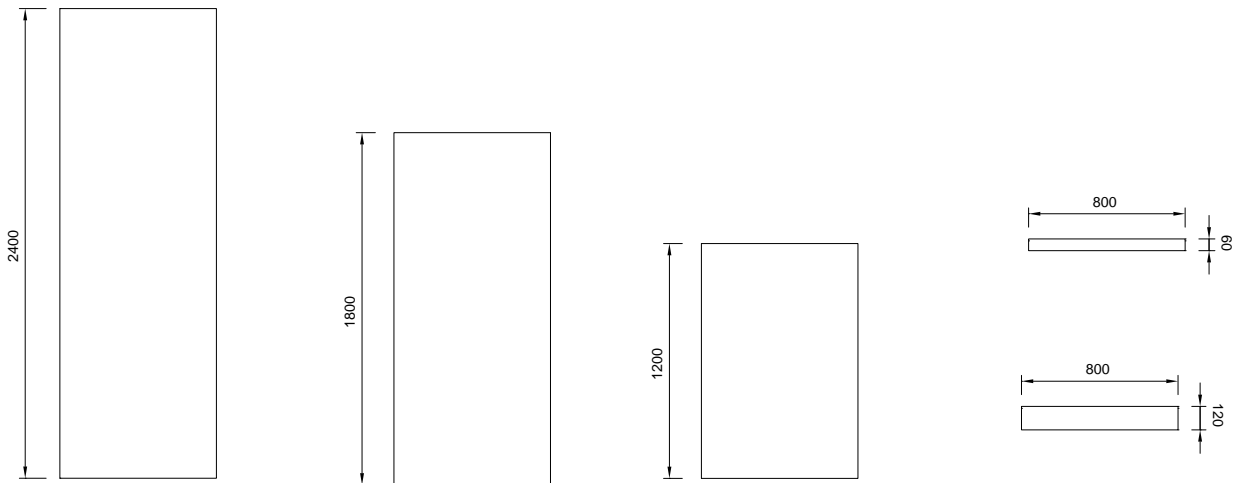
for workspace

With the arrival of Wallspace, the open plan office no longer has the power to produce headaches and distractions. This modular walling system is designed to improve the workplaces that we spend much of our waking hours in.


It is the perfect tool to create spaces and environments that improve focus and offer balance for individuals and teams at work. With its partitioning and acoustic capabilities, quiet spaces, meeting spaces and departments can easily be configured without the need for costly renovations.

PANELS & ADD ONS

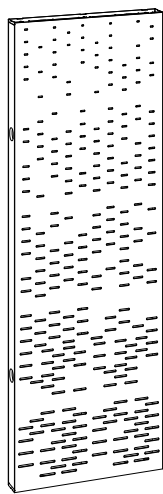
Base solid white panels can be specified at 60mm or 120mm thicknesses. With the standard height of 2400mm and Partition panel heights at 1200mm or 1800mm. (Custom sizing on request)



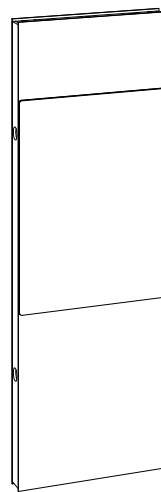
Need more functionality? Additional features can easily be added or specified to suit the needs of the specific space and the tasks at hand.



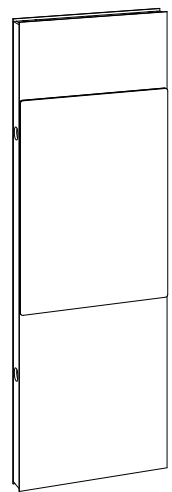
Upholstery add-on



Acoustic panel

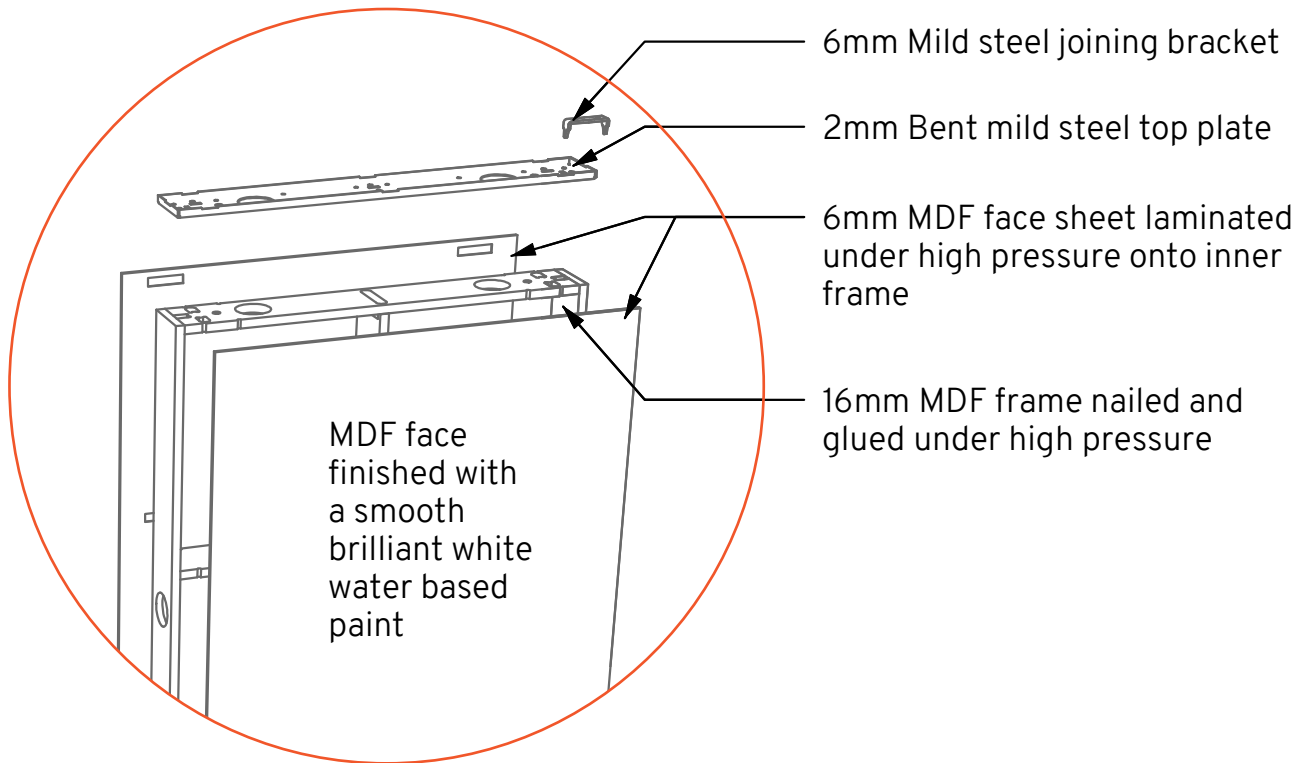


Pinboard add-on

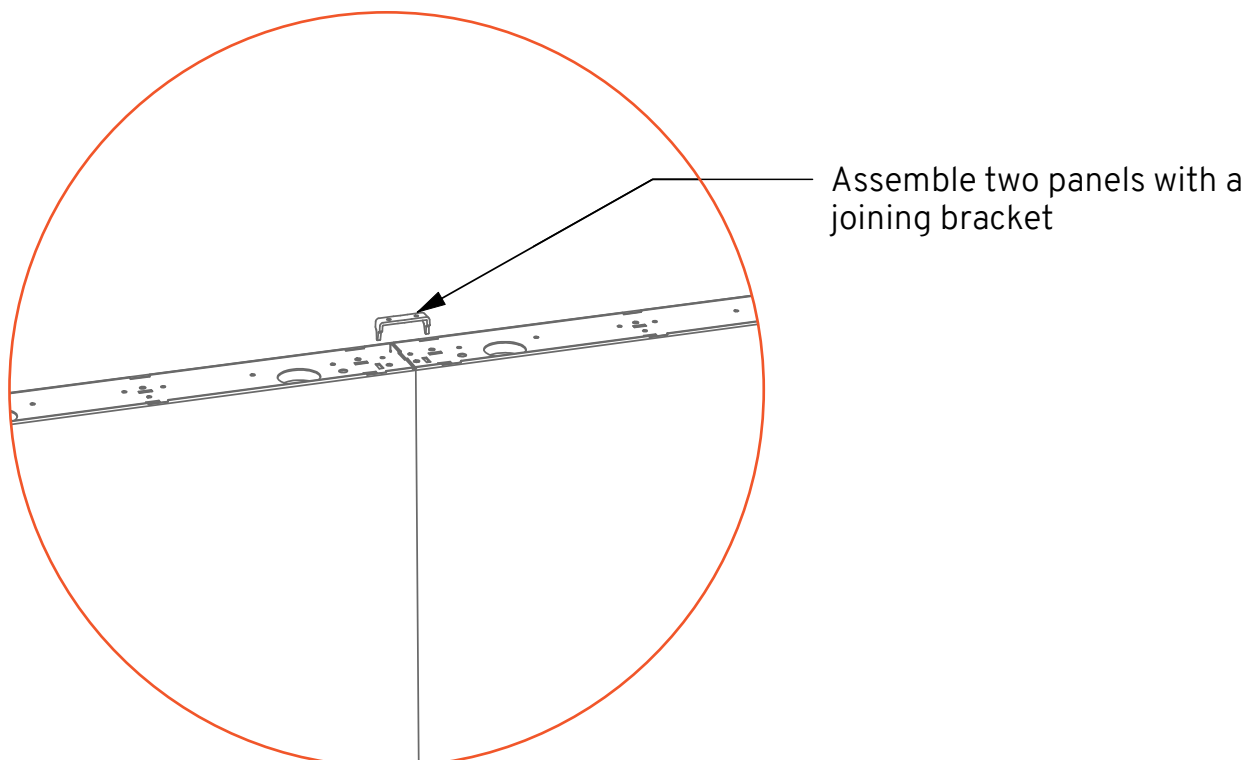


Whiteboard add-on

CONSTRUCTION



JOINING



SPACES



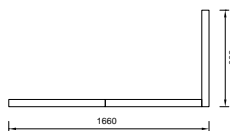
To show how easy it is to use Wallspace's modular design we have put together some basic info and configuration diagrams.



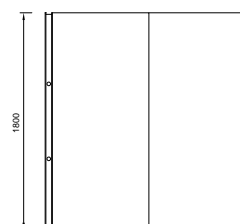

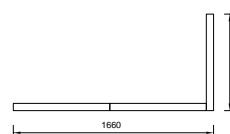
PARTITION SPACE



These 1200mm/1800mm high acoustic combination partitions help reduce noise as well as visual distractions between single desks or whole departments, without giving up that inclusive open feel of the space around you.



1200 L-PARTITION

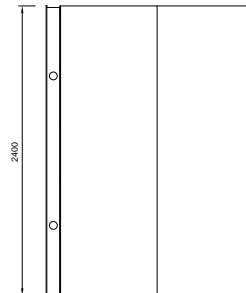

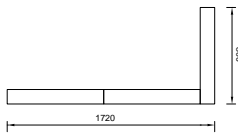


1800 L-PARTITION

FOCUS SPACE



Full height of 2400mm, this L-partition is the cornerstone of any space. Get two together and set up a focused workspace or stick with one to add some much needed wall space.


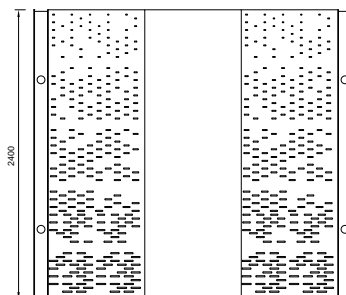
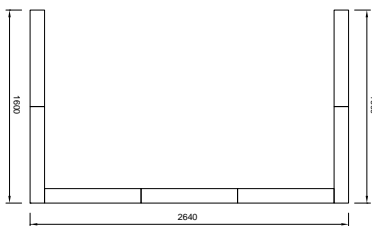


2400 L-PARTITION

MEET SPACE



With acoustic as well as visual privacy, Meet Space provides the best of both worlds for any quick meeting not intended for all teams to see or hear.

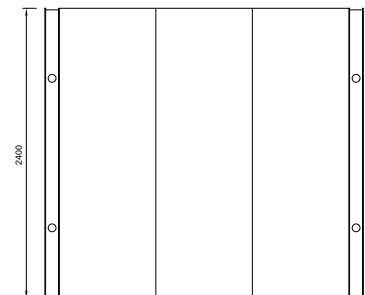

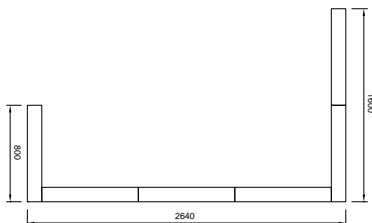


MEET SPACE

EXEC SPACE



Setting up private offices couldnt be easier with Exec Space, this configuration keeps privacy in mind and allows for acoustic capabilities too.

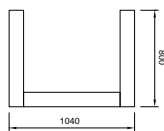


EXEC SPACE

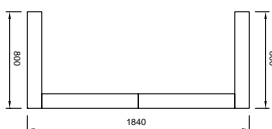
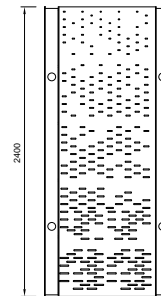
QUIET SPACE



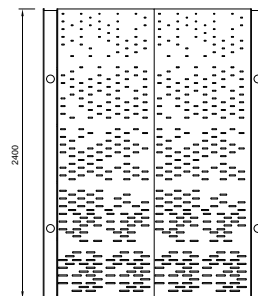
The useful Call Cove gives the much needed quiet space for important and private calls while the Quiet Cove contains any noisy office task or coffee re-fuelling stations.



CALL COVE



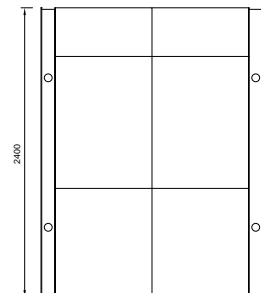

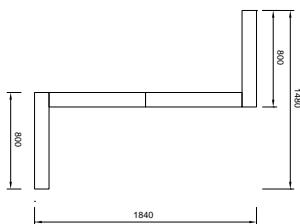
QUIET COVE



COLLAB SPACE



Collab Space is the perfect multifunctional backdrop for a quick brainstorming session. Featuring acoustic panels and a whiteboard add-on.

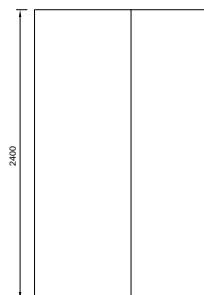

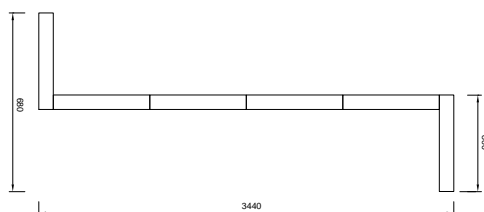


COLLAB SPACE

TEAM SPACE



Need everyone to get together to start pitching concepts? Team Space builds on Collab Space, but offers a larger backdrop for more great minds to think alike (and differently).



TEAM SPACE

CONTACT

NEED MORE INFO?

VISIT OUR WEBSITE:

www.rawstudios.co.za

GIVE US A CALL:

Office Tel: +27 (0)12 940 4211

Office Fax: +27 (0)86 461 8063

Creative Director:

Peet Van Straaten

Cel: +27 (0)83 419 6662

DISCLAIMER:

www.rawstudios.co.za/disclaimer/

EMAIL US:

orders@rawstudios.co.za

Postal Address:

PO Box 2227

Zwavelpoort,

0036,

Pretoria, South Africa

RAW™

www.rawstudios.co.za